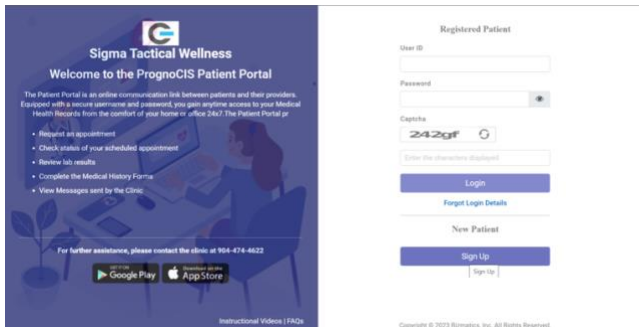


Patient Portal Registration:

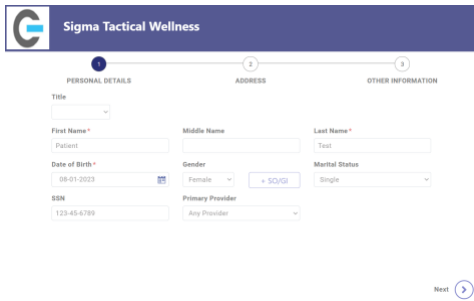
Using the link below choose New Patient > Sign up

<https://sigma.prognocis.com/prognocis/sigmaClinicIndex.html>

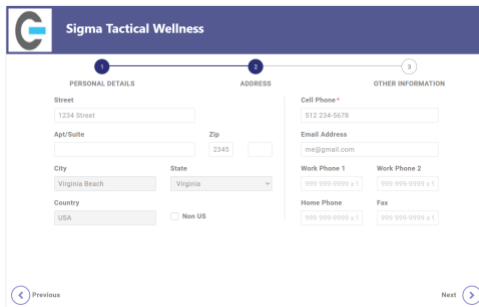


The image shows the Sigma Tactical Wellness Patient Portal registration page. On the left, there is a blue banner with the Sigma logo and the text "Sigma Tactical Wellness Welcome to the PrognocIS Patient Portal". Below this, there is a list of features: "Request an appointment", "Check status of your scheduled appointment", "Review lab results", "Complete the Medical History Form", and "View Messages sent by the Clinic". At the bottom of the banner, it says "For further assistance, please contact the clinic at 954-474-4622" and includes "Google Play" and "App Store" logos. On the right, there is a "Registered Patient" login form with fields for "User ID", "Password", and a "Captcha" field. Below the login form, there are buttons for "Login", "Forgot Login Details", "New Patient", and "Sign Up | Sign In".

Enter required information: Name, date of birth, gender, address, etc. following screen prompts > Next

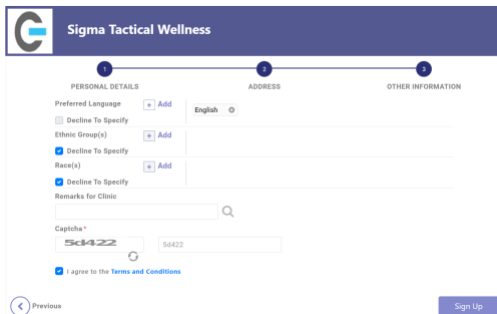


The image shows the first step of the registration form. It is titled "Sigma Tactical Wellness" and has three sections: "PERSONAL DETAILS", "ADDRESS", and "OTHER INFORMATION". The "PERSONAL DETAILS" section includes fields for "Title", "First Name*", "Middle Name", "Last Name*", "Date of Birth*" (with a calendar icon), "Gender" (Female, Male, + SGLG), "Marital Status", "SSN", and "Primary Provider". The "ADDRESS" section is currently empty. The "OTHER INFORMATION" section is also empty. There is a "Next" button at the bottom right.



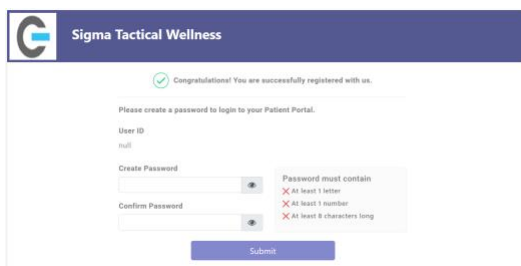
The image shows the second step of the registration form. It is titled "Sigma Tactical Wellness" and has three sections: "PERSONAL DETAILS", "ADDRESS", and "OTHER INFORMATION". The "PERSONAL DETAILS" section is empty. The "ADDRESS" section includes fields for "Street", "Apt/Suite", "Zip", "City", "State", and "Country". The "OTHER INFORMATION" section includes fields for "Cell Phone*", "Email Address", "Work Phone 1", "Work Phone 2", "Home Phone", and "Fax". There are "Previous" and "Next" buttons at the bottom.

Enter Captcha and agree to terms to proceed with "Sign Up"



The image shows the third step of the registration form. It is titled "Sigma Tactical Wellness" and has three sections: "PERSONAL DETAILS", "ADDRESS", and "OTHER INFORMATION". The "PERSONAL DETAILS" section includes a "Preferred Language" dropdown (English), "Decline To Specify" checkboxes for "Ethnic Group(s)", "Race(s)", and "Remarks for Clinic", and a "Captcha*" field. The "ADDRESS" section is empty. The "OTHER INFORMATION" section is empty. There is a "Sign Up" button at the bottom right.

Create password & Submit



The image shows the fourth step of the registration form. It is titled "Sigma Tactical Wellness" and has a "Congratulations! You are successfully registered with us." message. Below this, there is a "Please create a password to login to your Patient Portal." section. It includes fields for "User ID" (null), "Create Password", and "Confirm Password". There is a "Submit" button at the bottom. A "Password must contain" box lists requirements: "At least 1 letter", "At least 1 number", and "At least 8 characters long".